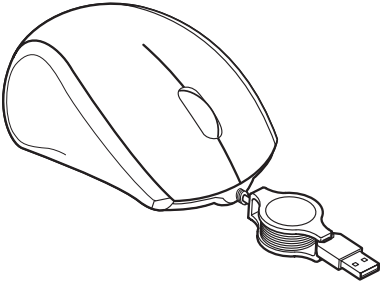


EasyGlide Travel Mouse - 4230300

Quick Start Guide




System Requirements:

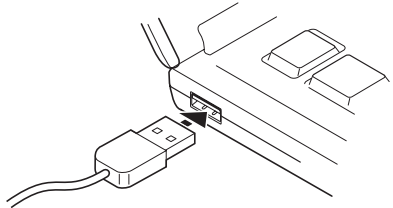
- PC with Windows® XP/Vista Win7™/Win8™
- Mac OS X v10.4 or above
- Available USB port

Packaging Contents:

- EasyGlide™ Travel Mouse
- Quick Start Guide

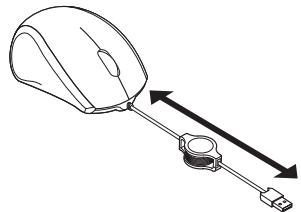
1

Plug the USB receiver into an available USB port on the computer. USB ports are identified as .



2

Adjust the retractable cord to the desired length.



Note:

The mouse is plug-and-play. Once connected to the computer, it will be available for use.